

Therapeutic Switch From Omalizumab to Mepolizumab in Patients With Uncontrolled Severe Eosinophilic Asthma: Treatment Effect by Exacerbations in Previous Year and Maintenance Use of OCS

Poster No. 077

Liu MC¹, Chipps B², Munoz X³, Devouassoux G⁴, Bergna M⁵, Smith SG⁶, Albers FC⁷, Price RG⁸, Azmi J⁹, Galkin DV⁶, Chapman KR¹⁰

¹Divisions of Allergy and Clinical Immunology, Pulmonary and Critical Care Medicine, Johns Hopkins Asthma and Allergy Center, Baltimore, MD, USA; ²Capital Allergy and Respiratory Disease Center, Sacramento, CA, USA; ³Pulmonology Department, Hospital Universitari Vall d'Hebron, Barcelona, Spain; ⁴Service de Pneumologie, Hôpital de la Croix Rousse, Hospices Civils de Lyon, UCB Lyon 1, Lyon, France; ⁵Respiratory Research, CEMER, Vicente Lopez, Buenos Aires, Argentina; ⁶Respiratory Therapeutic Area, GSK, Research Triangle Park, NC, USA; ⁷Avillion, Northbrook, IL, USA; ⁸Biostatistics, GSK, Stevenage, Hertfordshire, UK; ⁹Respiratory TAU, GSK, Stockley Park, Uxbridge, Middlesex, UK; ¹⁰Asthma and Airway Centre, University Health Network, University of Toronto, Toronto, ON, Canada

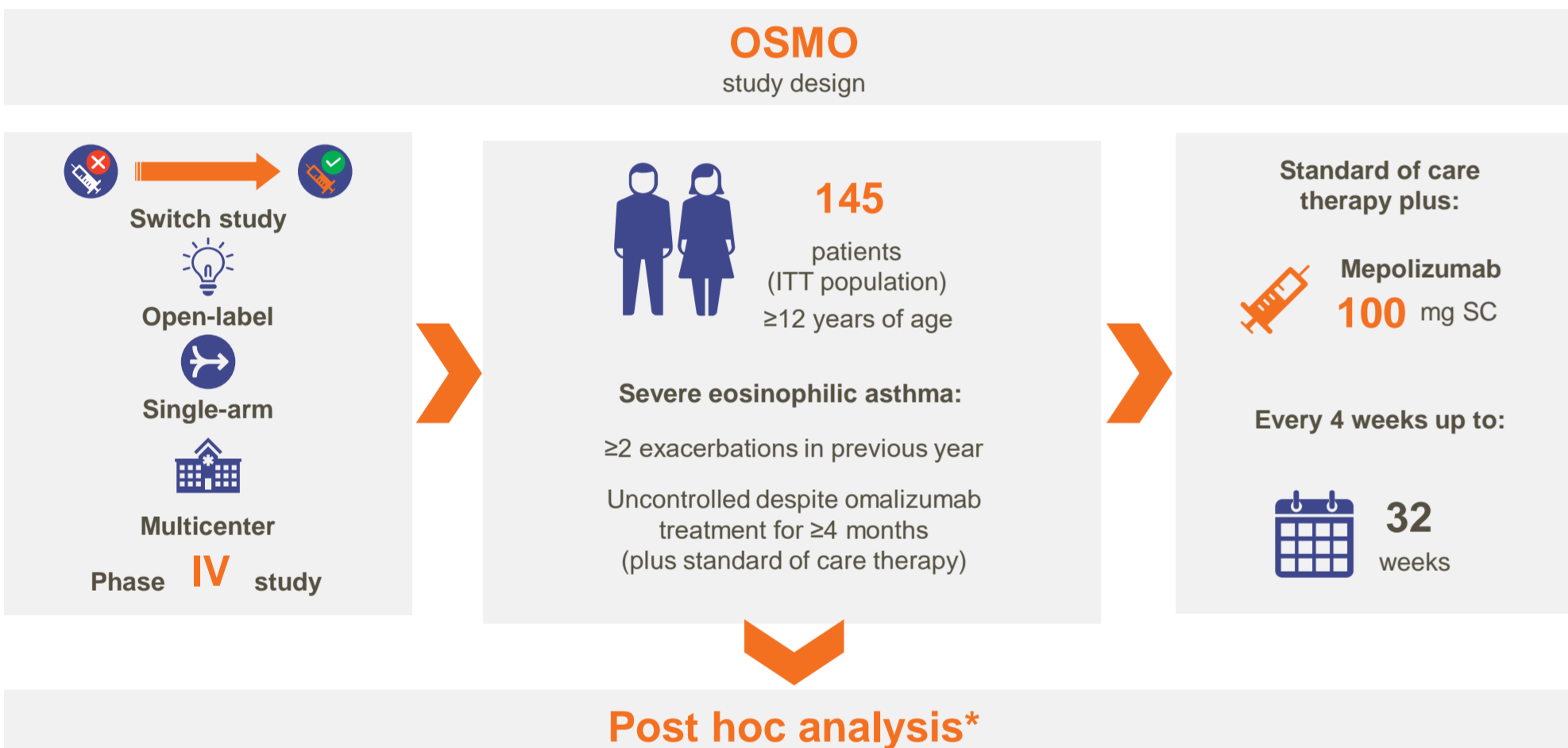
Aims

Mepolizumab is approved for the treatment of patients with severe eosinophilic asthma.¹

In the OSMO study,² omalizumab-treated patients with uncontrolled severe eosinophilic asthma were switched to mepolizumab treatment and experienced significant and clinically relevant improvements in asthma control, health-related quality of life and asthma exacerbations.

The aim of this post hoc analysis of the OSMO study was to determine the relationship between prior exacerbation history (previous 12 months) and maintenance oral corticosteroid (OCS) use at baseline on the treatment response to mepolizumab.

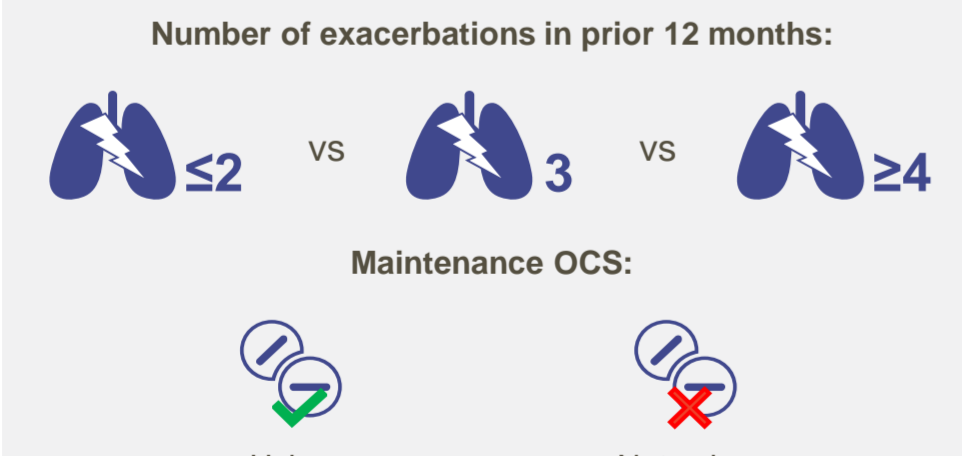
Methods



Endpoints

- Mean changes from baseline in ACQ-5 score[†]
- Mean change from baseline in SGRQ total score[†]
- Mean change from baseline in pre-bronchodilator FEV₁[†]
- Annualized rate of clinically significant exacerbations[‡]

Subgroup analysis



*GSK ID 204471, NCT02654145; [†]analyses performed using MMRM with covariates of region, baseline maintenance OCS therapy (OCS vs no OCS), exacerbations in the year prior to the study (as an ordinal variable) and visit; [‡]analyses of number of exacerbations performed using GEE model assuming a negative binomial distribution with a covariate of treatment period (either pre-treatment [during 12 months prior to screening visit] or on and off treatment [defined as exacerbations between the first dose and study conclusion regardless of treatment discontinuation]) and logarithm of time as an offset variable.

ACQ-5, Asthma Control Questionnaire 5; FEV₁, forced expiratory volume in 1 second; GEE, generalized estimating equation model; ITT, intent-to-treat; MMRM, mixed model repeated measures; SC, subcutaneous; SGRQ, St George's Respiratory Questionnaire

Disclosures

- This post hoc analysis was funded by GlaxoSmithKline (GSK ID 204471, NCT02654145).
- MCL has received grants and personal fees from GSK, Boehringer Ingelheim, Mereo BioPharma, and MedImmune. BC has been a speaker/consultant for Boehringer Ingelheim, AstraZeneca, Novartis, Circassia, Genentech, and Teva. XM has received fees as a speaker, scientific advisor or participant of clinical studies of: AstraZeneca, Boehringer Ingelheim, Chiesi, Faes, GSK, Menarini, Mundipharma, Novartis, and Teva. GD has been a consultant for Novartis Pharma, AstraZeneca, GSK, Boehringer Ingelheim, Mundipharma, Vivisol, Teva, ALK, Sanofi, Menarini, and Chiesi; received support for

attending medical meetings from GSK, AstraZeneca, Novartis Pharma, Chiesi, MSD, Takeda, AGIR adom, Orkyn, Teva, Mundipharma, ALK, and Stallergene; been a clinical assays investigator for GSK, ALK, Novartis Pharma, Boehringer Ingelheim, Vitalair, AB Science, Amgen, Lilly, AstraZeneca, Sanofi, Roche, and Teva; and received research grants from GSK, Novartis Pharma, MSD, and Chiesi. MB has received research grants from Novartis, GSK, Boehringer Ingelheim, Roche, AstraZeneca, Sanofi, and been a consultant/advisor/speaker for GSK, AstraZeneca, and Novartis. SGS, RGP, and JA are employees of GSK and hold stock/share options in GSK. FCA was an employee of GSK at the time of the analysis and holds stocks/share options in GSK; he is now employed by Avillion, USA.

DVG was an employee of GSK at the time of the analysis and holds stock/share options with GSK; he is now employed by Chiesi, USA. KRC has received grants and personal fees from AstraZeneca, Boehringer Ingelheim, CSL Behring, GSK, Grifols, Kamada, Roche, Novartis, and Sanofi Regeneron; personal fees from Merck, Canadian Institutes of Health Research, and Teva; grants from Amgen.

Editorial support (in the form of writing assistance, including development of the initial draft based on author direction, assembling tables and figures, collating authors' comments, grammatical editing, and referencing) was provided by Roisin McCorkell, MSc, at Fishawack Indicia Ltd, UK, and was funded by GSK.

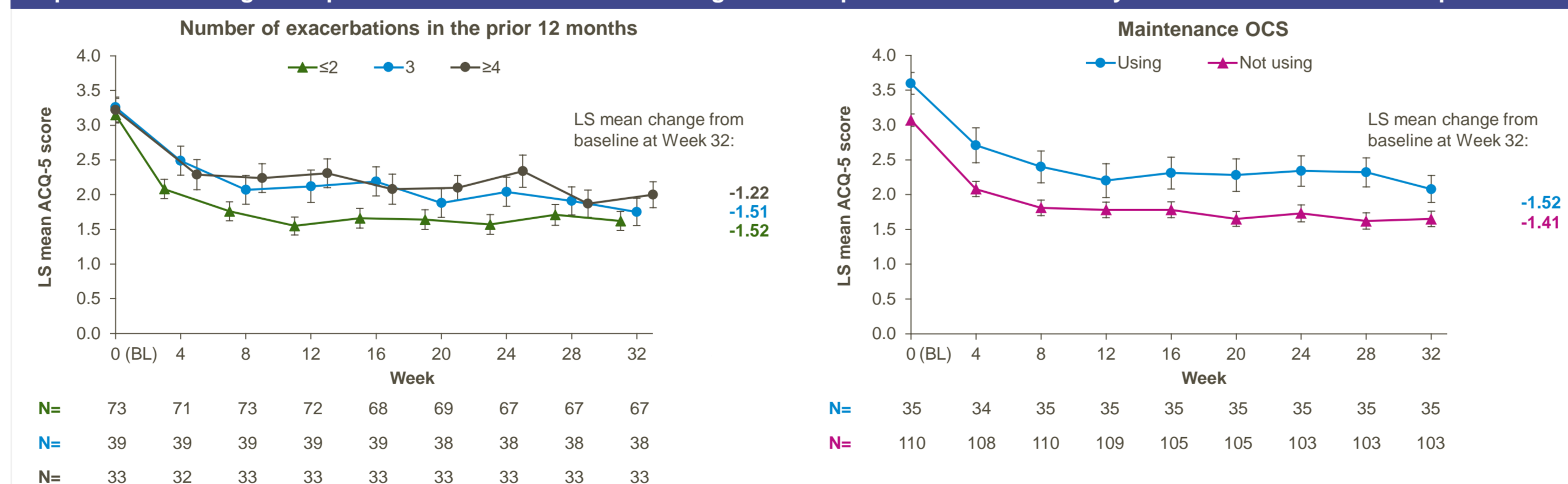
Results

Baseline demographics and disease characteristics

	Number of exacerbations in prior 12 months			Maintenance OCS	
	≤2 (N=73)	3 (N=39)	≥4 (N=33)	Using (N=35)	Not using (N=110)
Age, years, mean (SD)	52.6 (14.5)	53.1 (13.4)	56.4 (13.0)	56.2 (10.5)	52.8 (14.7)
Female (%)	53	64	67	54	61
Asthma duration, years, mean (SD)	25.2 (16.6)	27.4 (19.1)	24.2 (14.7)	24.0 (14.6)	26.1 (17.5)
Prior duration of omalizumab treatment, months, median (range)	29.6 (5–161)	40.3 (6–129)	20.2 (4–92)	43.2 (5–129)	29.0 (4–161)
On maintenance OCS at baseline* n (%) Dose (mg/day), median (range)	14 (19) 10.0 (4–40)	12 (31) 12.5 (5–30)	9 (27) 8.8 (5–40)	35 (100) 10.0 (4–40)	N/A
Exacerbations in previous year, mean (SD)	N/A	N/A	N/A	3.8 (3.87)	3.1 (2.12)
Exacerbations requiring hospitalization and/or ER visits, n (%)	8 (11)	17 (44)	18 (55)	13 (37)	30 (27)
Pre-bronchodilator FEV ₁ , % predicted, mean (SD)	60.6 (18.8)	58.3 (17.7)	58.6 (16.5)	55.4 (17.9)	60.8 (17.9)
SGRQ total score, mean (SD)	52.5 (15.7)	58.0 (18.5)	64.0 (17.3)	63.7 (13.2)	54.3 (18.0)
ACQ-5 score, mean (SD)	3.1 (0.94)	3.3 (0.82)	3.2 (1.09)	3.6 (0.91)	3.1 (0.91)
Blood eosinophil count, cells/μL, geo. mean (SD) [†]	330 (1.2)	260 (1.1)	260 (1.1)	160 (1.6)	360 (0.9)

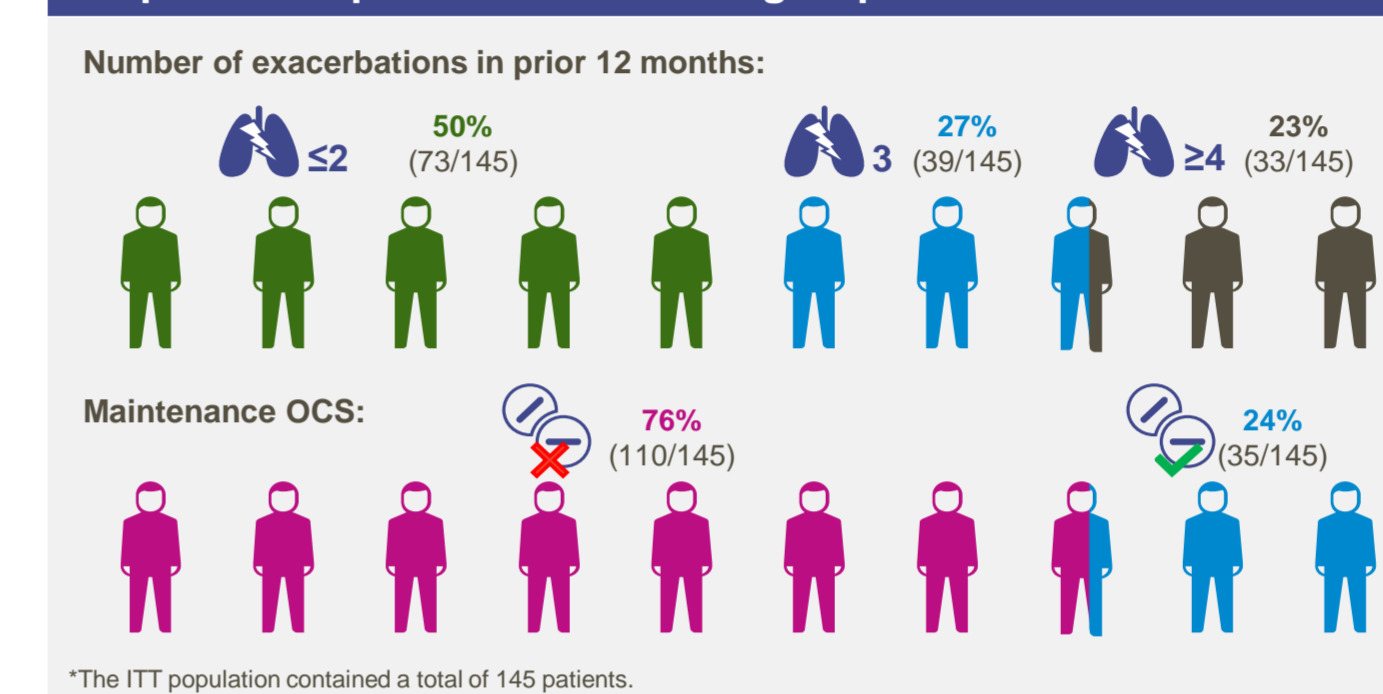
*Maintenance OCS use was considered as regular daily treatment with OCS at baseline to maintain patients' asthma control. No titration of maintenance OCS was permitted in this study (all patients were to maintain their background asthma controller medication – with the exception of discontinuing omalizumab and initiating/switching to mepolizumab treatment). Dose (mg/day) defined as prednisolone equivalent; [†]SD of transformed log₁₀ ER, emergency room; SD, standard deviation

Mepolizumab 100 mg SC improved ACQ-5 score at 32 weeks regardless of prior exacerbation history or maintenance OCS use in patients

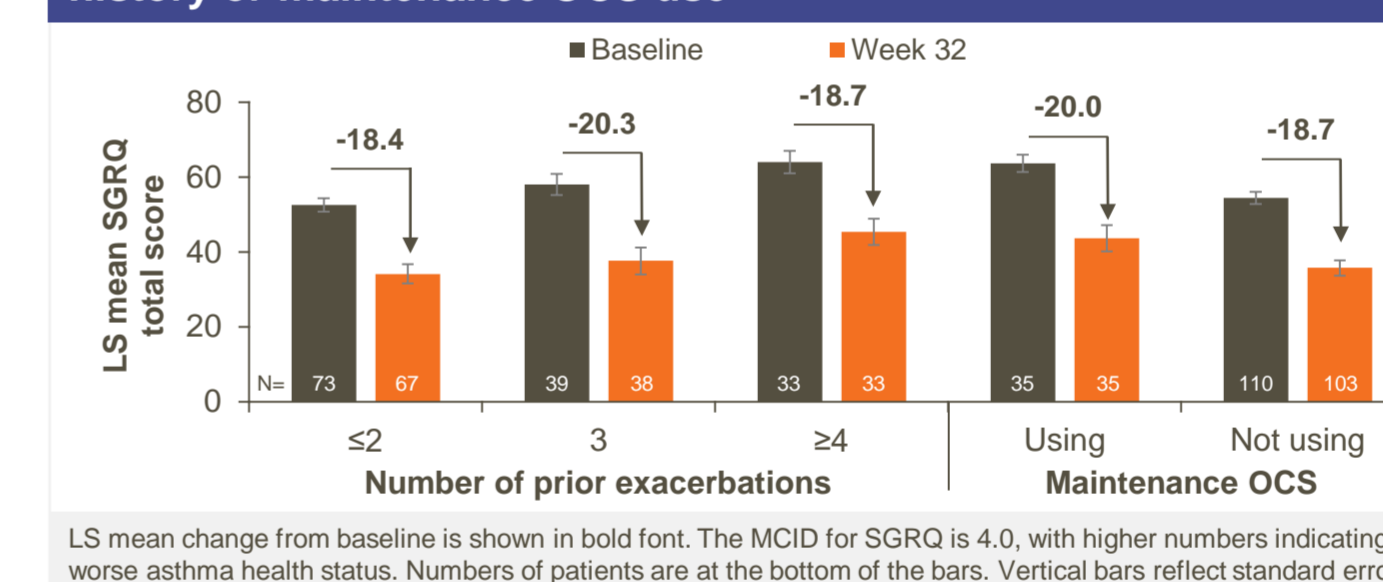


The MCID for ACQ-5 is 0.5, with higher scores indicating worse asthma control. Numbers of patients are shown at the bottom of each graph. Vertical bars reflect standard errors. BL, baseline; LS, least squares; MCID, minimal clinically important difference

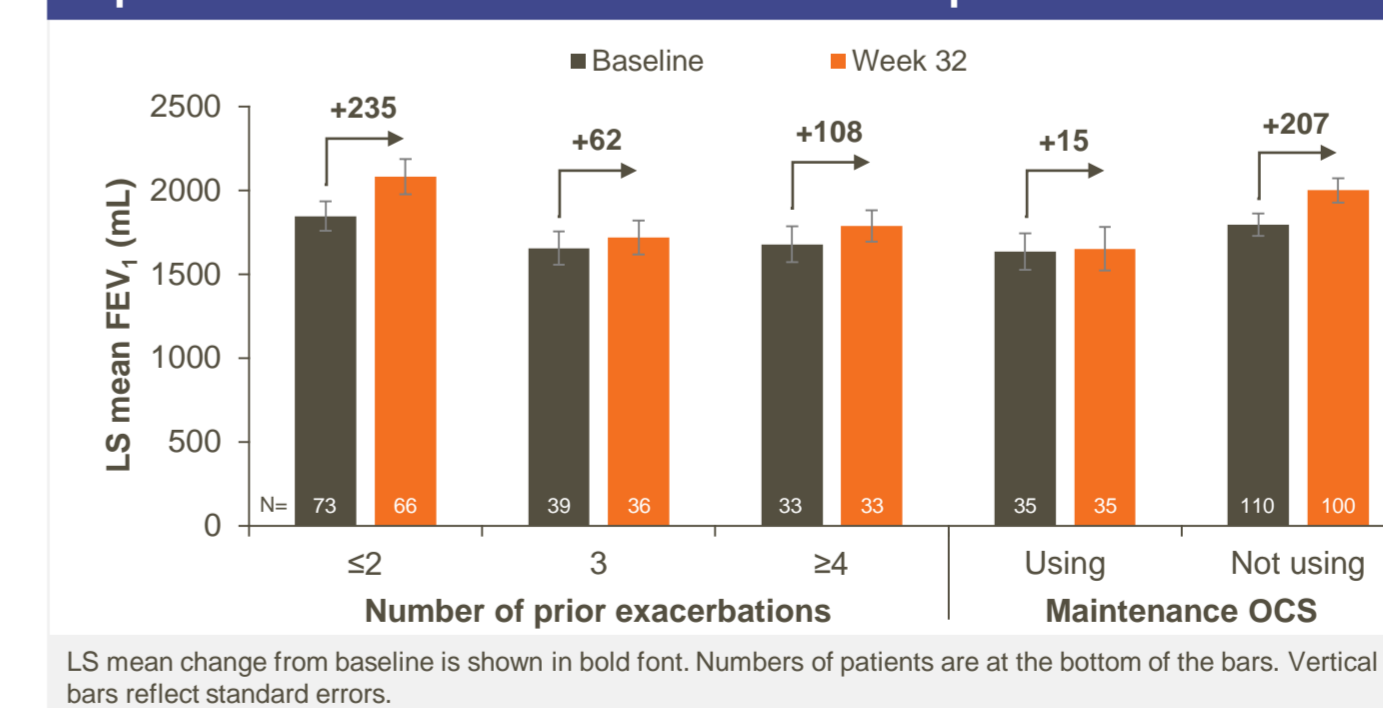
Proportion of patients in each subgroup*



Mepolizumab 100 mg SC markedly improved SGRQ total score at Week 32 compared with baseline regardless of prior exacerbation history or maintenance OCS use



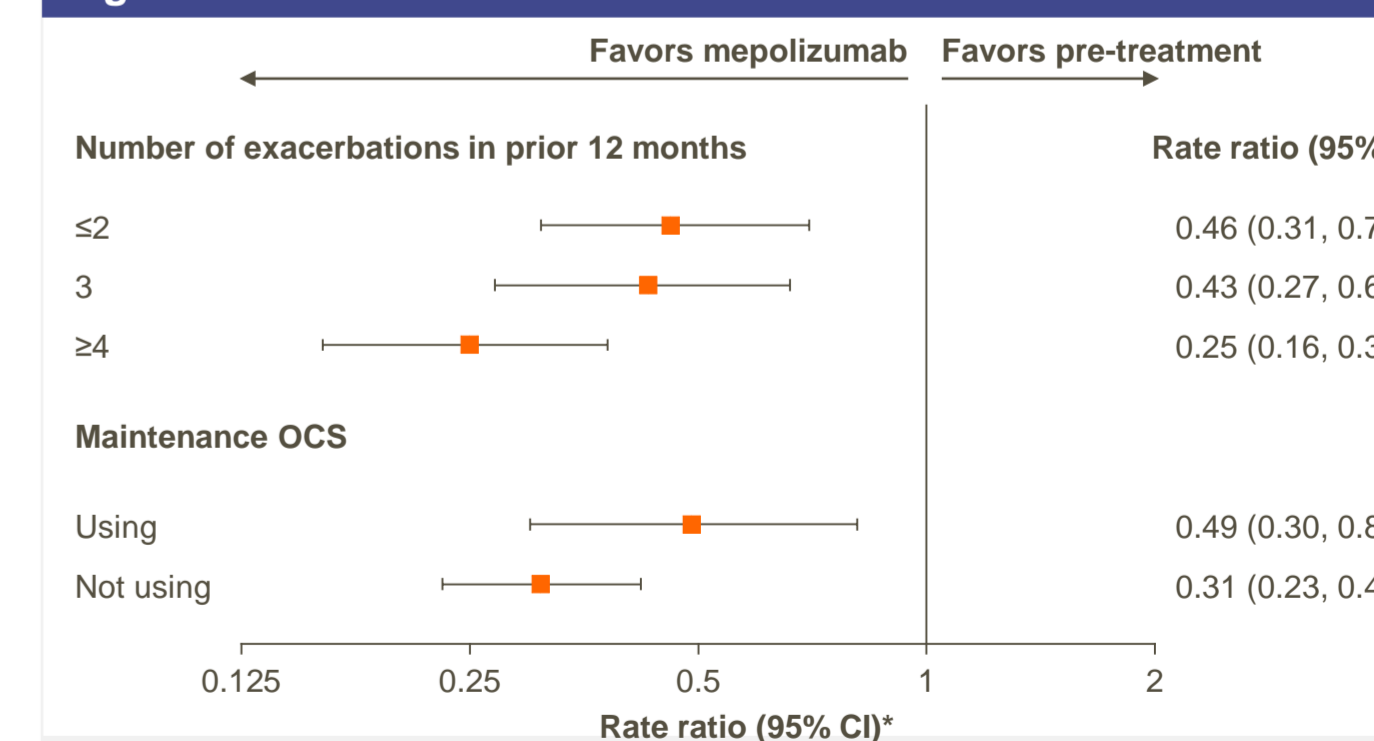
Improvements were observed at Week 32 in pre-bronchodilator FEV₁



Conclusions

- Patients with severe eosinophilic asthma previously uncontrolled by omalizumab experienced improvements in clinical outcomes when they were directly switched to mepolizumab 100 mg SC treatment.
- Regardless of prior exacerbation history and maintenance OCS use, clinically significant improvements (exceeding the MCID) were observed in ACQ-5 score and SGRQ total score.
- Improvements in FEV₁ were observed regardless of prior exacerbation history (no consistent trend identified); greater improvements in FEV₁ were observed in patients not using versus those using maintenance OCS at baseline.
- Reductions in exacerbations were observed regardless of prior exacerbation history and maintenance OCS use, with a trend for higher exacerbations reduction in patients with ≥4 exacerbations and in those not using maintenance OCS.
- However, these data should be interpreted with caution given that this was a non-planned post hoc analysis.

Mepolizumab reduced the annualized rate of clinically significant exacerbations in all exacerbation history subgroups and regardless of maintenance OCS use at baseline



References

- GlaxoSmithKline. NUCALA prescribing information. 2019.
- Chapman KR, et al. *Allergy* 2019;74:1716–26.

Please find the online version of this poster by scanning the QR code or via http://tago.ca/AAAA_5

