

Therapeutic Switch From Omalizumab to Mepolizumab in Patients With Uncontrolled Severe Eosinophilic Asthma: Treatment Effect by ACQ and SGRQ Quartiles

Poster No. 083

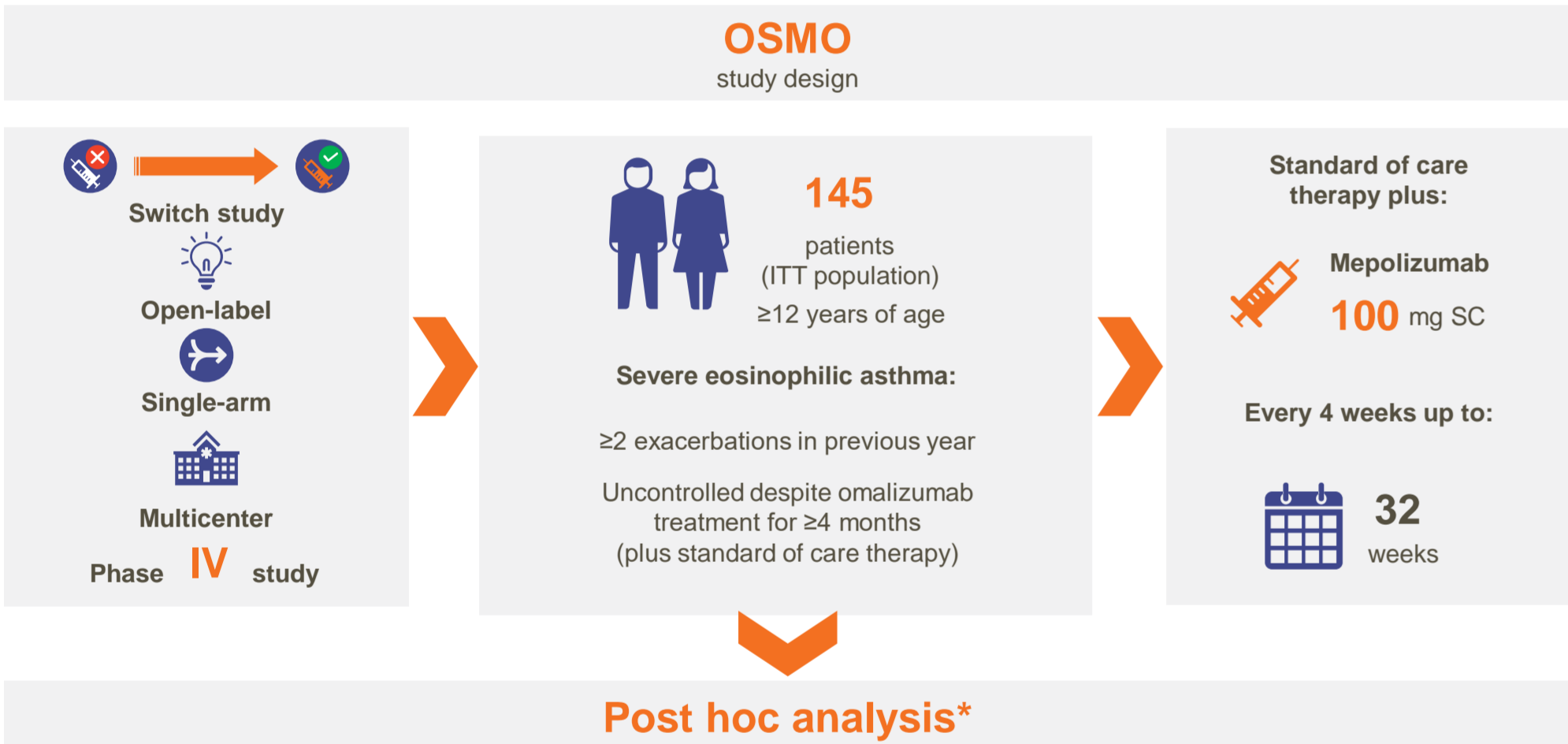
Chapman KR¹, Chipps B², Munoz X³, Devouassoux G⁴, Bergna M⁵, Smith SG⁶, Albers FC⁷, Price RG⁸, Azmi J⁹, Galkin DV^{6,*}, Liu MC¹⁰

¹Asthma and Airway Centre, University Health Network, University of Toronto, Toronto, ON, Canada; ²Capital Allergy and Respiratory Disease Center, Sacramento, CA, USA; ³Pneumology Department, Hospital Universitari Vall d'Hebron, Barcelona, Spain; ⁴Service de Pneumologie, Hôpital de la Croix Rousse, Hospices Civils de Lyon, UCB Lyon 1, Lyon, France; ⁵Respiratory Research, CEMER, Vicente Lopez, Buenos Aires, Argentina; ⁶Respiratory Therapeutic Area, GSK, Research Triangle Park, NC, USA; ⁷Medical Department, Avillion US Inc, Northbrook, IL, USA; ⁸Biostatistics, GSK, Stevenage, Hertfordshire, UK; ⁹Respiratory TAU, GSK, Uxbridge, Middlesex, UK; ¹⁰Divisions of Allergy and Clinical Immunology, Pulmonary and Critical Care Medicine, Johns Hopkins Asthma and Allergy Center, Baltimore, MD, USA
*Affiliation at the time of the analysis; currently employed by Chiesi USA, Cary, NC, USA

Aims

- Mepolizumab is approved as an add-on maintenance treatment for patients with severe eosinophilic asthma.¹
- Data from the OSMO study demonstrated that patients with uncontrolled severe eosinophilic asthma despite treatment with omalizumab experienced significant and clinically relevant improvements in asthma control, health-related quality of life, lung function, and asthma exacerbations following a switch from omalizumab to mepolizumab treatment.²
- However, it has not yet been determined whether clinical outcomes differ according to asthma control and health-related quality of life at baseline.
- The aim of this post hoc analysis of the OSMO study was to evaluate the relationship between baseline asthma control and health-related quality of life and changes in clinical outcomes after switching from omalizumab to mepolizumab in patients with uncontrolled severe eosinophilic asthma.

Methods



Endpoints

- Mean changes from baseline in ACQ-5 score[†]
- Mean change from baseline in SGRQ total score[†]
- Mean change from baseline in pre-bronchodilator FEV₁[†]
- Annualized rate of clinically significant exacerbations[‡]

Subgroup analysis

By baseline ACQ-5 and SGRQ total score quartiles

4 categories in each

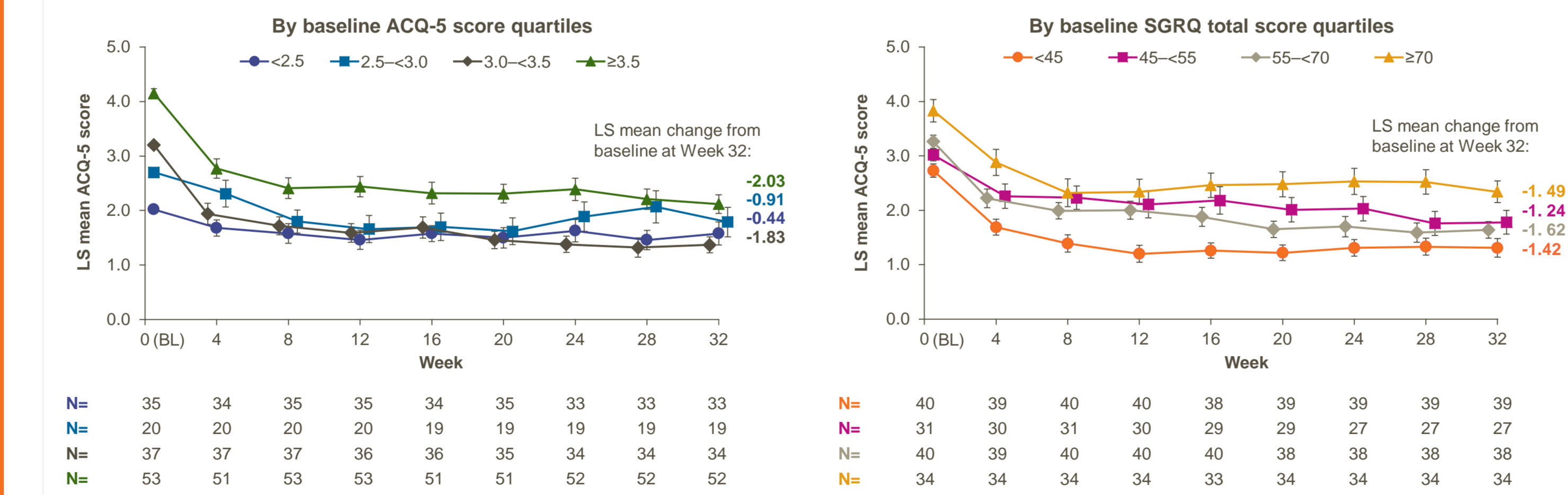
Baseline ACQ-5 score quartiles:	Baseline SGRQ total score quartiles:
<2.5	<45
2.5–<3.0	45–<55
3.0–<3.5	55–<70
≥3.5	≥70

Results

Baseline demographics and disease characteristics	Baseline ACQ-5 score quartiles (N=145)				Baseline SGRQ score quartiles (N=145)			
	<2.5 (n=35)	2.5–<3.0 (n=20)	3.0–<3.5 (n=37)	≥3.5 (n=53)	<45 (n=40)	45–<55 (n=31)	55–<70 (n=40)	≥70 (n=34)
Age, years	51.9 (14.3)	56.9 (11.2)	54.7 (14.3)	52.7 (14.2)	49.3 (16.5)	54.2 (14.0)	56.5 (12.0)	54.7 (11.4)
Female, (%)	60	55	65	57	58	45	70	62
Asthma duration, years	23.5 (12.7)	28.0 (18.7)	25.8 (15.8)	25.9 (19.3)	26.4 (14.8)	20.9 (13.5)	32.2 (18.8)	21.0 (17.1)
Prior duration of omalizumab treatment, months, median (range)	29.7 (5–92)	34.3 (6–161)	24.7 (4–110)	31.1 (5–129) [†]	32.0 (5–161)	29.3 (4–110)	26.3 (6–129)	32.7 (5–104) [†]
On maintenance OCS at baseline, n (%)	3 (9)	6 (30)	7 (19)	19 (36)	3 (8)	8 (26)	13 (33)	11 (32)
ACQ-5 score	2.0 (0.39)	2.7 (0.10)	3.2 (0.15)	4.2 (0.61)	2.7 (0.76)	3.0 (0.68)	3.3 (0.79)	3.8 (1.13)
SGRQ total score	46.6 (16.2)	52.2 (14.6)	55.2 (12.6)	65.8 (17.7)	35.6 (7.0)	50.8 (2.8)	62.0 (4.4)	80.2 (7.2)
Pre-bronchodilator FEV ₁ , mL	2080 (760)	1710 (570)	1580 (610)	1690 (660)	2010 (820)	1930 (670)	1510 (590)	1600 (460)
Exacerbations in previous year	3.2 (1.6)	2.6 (1.4)	2.9 (1.3)	3.8 (3.9)	2.5 (0.9)	3.1 (1.7)	3.9 (4.2)	3.6 (2.3)
Exacerbations requiring hospitalization and/or ER visits in previous year, n (%)	12 (34)	4 (20)	7 (19)	20 (38)	7 (18)	6 (19)	12 (30)	18 (53)
Blood eosinophil count, cells/μL*	290 (1.0)	420 (0.9)	210 (1.2)	320 (1.2)	330 (0.7)	240 (1.0)	230 (1.4)	390 (1.2)

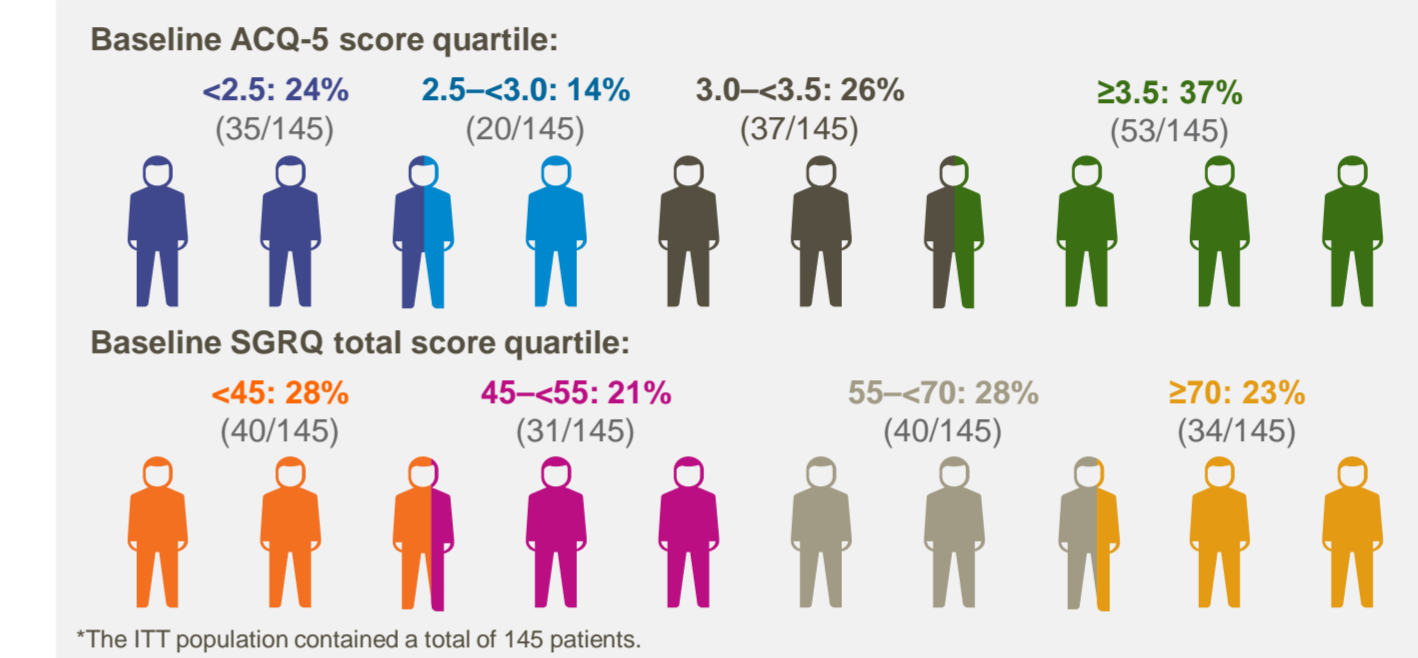
Values are presented as mean (SD) unless otherwise stated. *Data are presented as geometric mean on a log scale. SD of log-transformed eosinophil count; [†]n=52; [‡]n=33. ER, emergency room; SD, standard deviation

Patients experienced improvements in ACQ-5 scores regardless of their baseline ACQ-5 or SGRQ total score

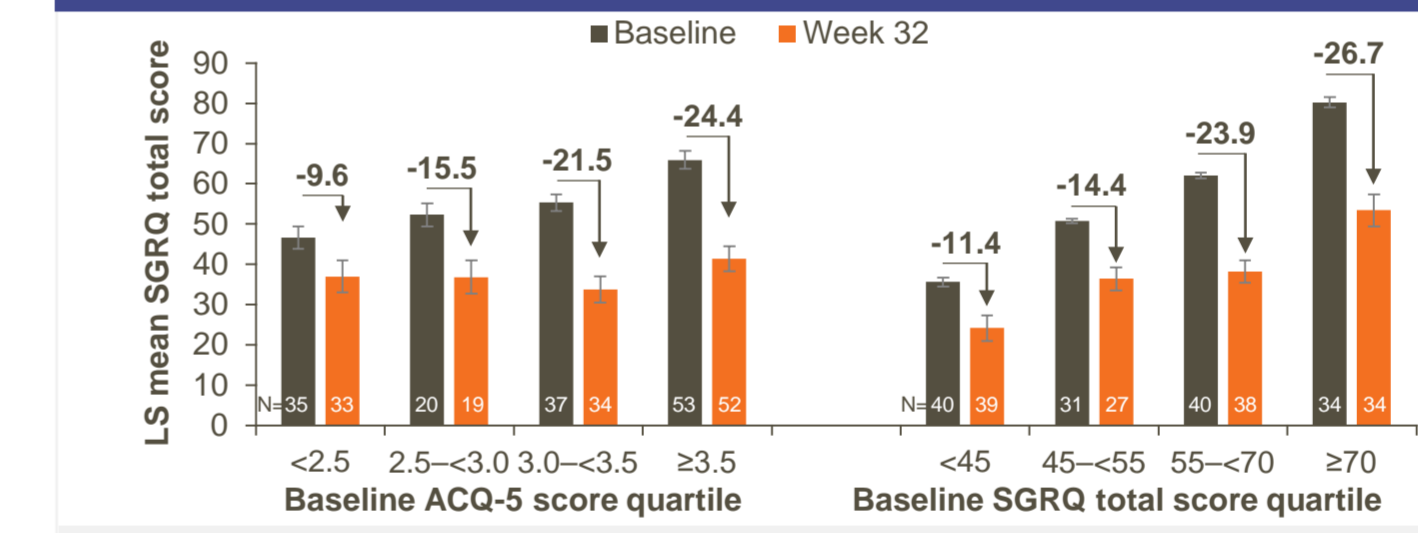


The MCID for ACQ-5 is 0.5, with higher scores indicating worse asthma control. Numbers of patients are shown at the bottom of each graph. Error bars are shown as SE. BL, baseline; LS, least squares; MCID, minimal clinically important difference; SE, standard error

Proportion of patients in each subgroup*

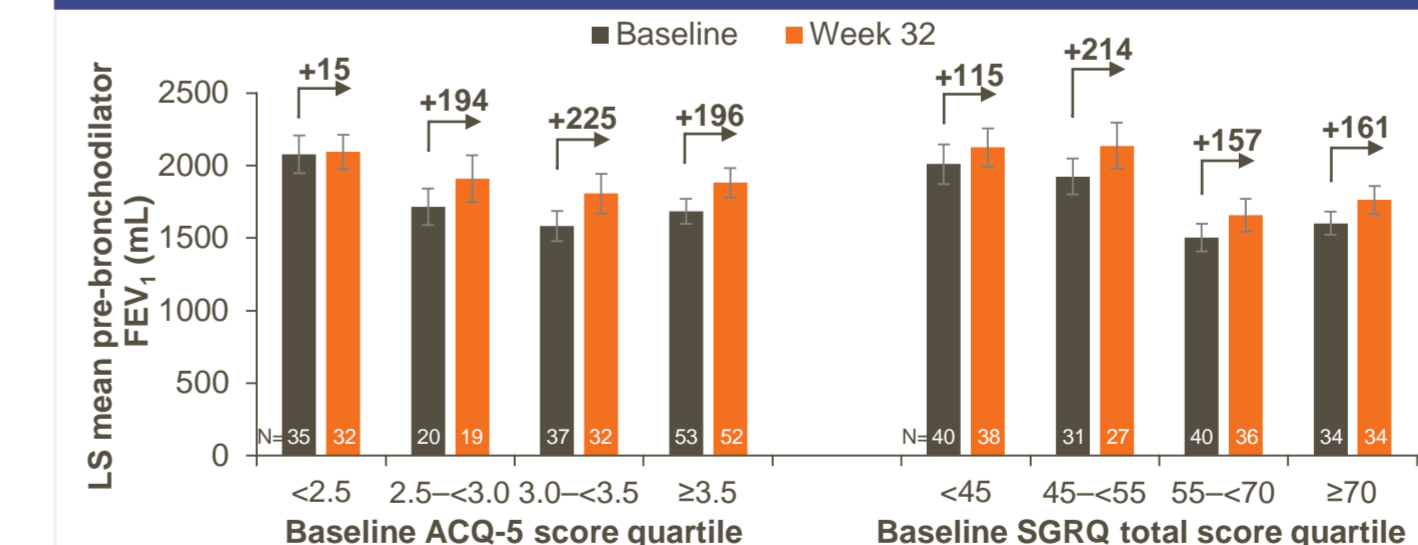


Improvements in SGRQ total scores from baseline to Week 32 were observed irrespective of baseline ACQ-5 or SGRQ total score, with numerically larger improvements seen in those with worse scores at baseline



The MCID for SGRQ is 4.0, with higher scores indicating worse health status. LS mean change from baseline is shown in bold font. Numbers of patients are at the bottom of the bars. Error bars are shown as SE.

Pre-bronchodilator FEV₁ increased from baseline to Week 32 regardless of baseline ACQ-5 or SGRQ total score

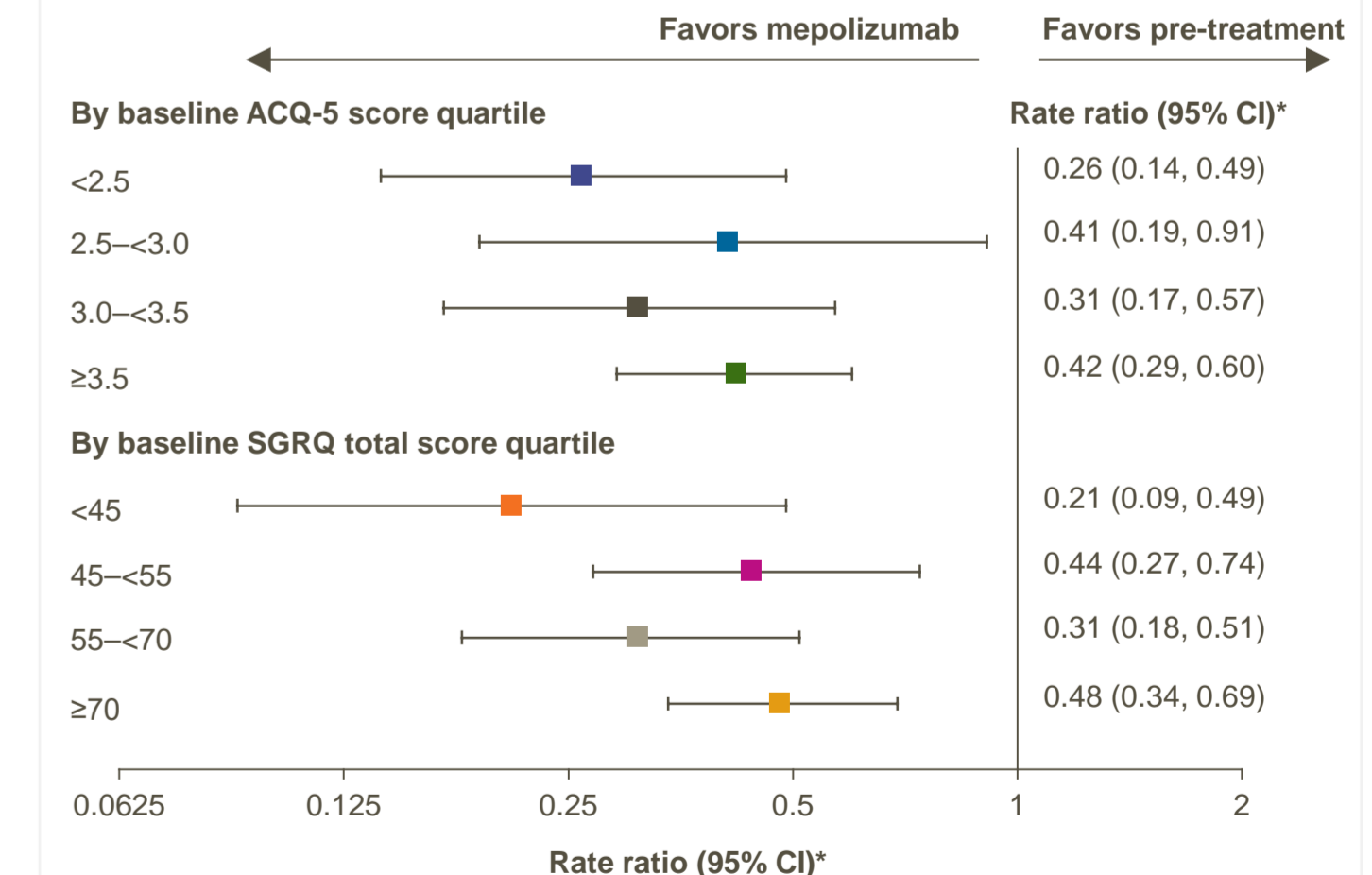


The MCID for FEV₁ is 100 mL, with higher values indicating greater lung function. LS mean change from baseline is shown in bold font. Numbers of patients are at the bottom of the bars. Error bars are shown as SE.

Conclusions

- A direct switch to mepolizumab in patients with severe eosinophilic asthma uncontrolled by omalizumab resulted in improved clinical outcomes.
- Mean improvements in ACQ-5 and SGRQ total scores exceeded the MCID regardless of baseline ACQ-5 or SGRQ total score, with the exception of asthma control in the <2.5 baseline ACQ-5 category.
- Consistent improvements in FEV₁, and reductions in exacerbations, were observed regardless of baseline ACQ-5 score or SGRQ total score with the exception of FEV₁ in the <2.5 baseline ACQ-5 category.
- Baseline ACQ-5 and SGRQ total scores did not alter clinical efficacy in terms of asthma control, health status, lung function, and exacerbation rates.
- However, these data should be interpreted with caution given that this was a non-planned post hoc analysis.

Patients experienced improvements in exacerbation rate compared with the pre-treatment period regardless of baseline ACQ-5 or SGRQ total score



*Rate ratio (mepolizumab/pre-treatment). CI, confidence interval

- References
- GSK. Mepolizumab (NUCALA) US prescribing information. September 2019. Available from: https://www.gsksource.com/pharma/content/dam/GlaxoSmithKline/US/en/Prescribing_Information/Nucala/pdf/NUCALA-PI-PIL.PDF [last accessed January 2020].
 - Chapman KR, et al. *Allergy* 2019;74:1716–26.

- Disclosures
- This analysis was funded by GlaxoSmithKline (GSK ID 204471; NCT02654145).
 - KRC has received grants and personal fees from AstraZeneca, Boehringer Ingelheim, CSL Behring, GSK, Grifols, Kamada, Roche, Novartis, and Sanofi Regeneron; personal fees from Merck, Canadian Institutes of Health Research, and Teva; grants from Amgen. BC has been a speaker/consultant for Boehringer Ingelheim, AstraZeneca, Novartis, Circassia, Genentech, and Teva. XM has received fees as a speaker, scientific advisor or participant of clinical studies of: AstraZeneca, Boehringer Ingelheim, Chiesi, Faes Farma, GSK, Menarini, Mundipharma, Novartis, and Teva.

GD has been a consultant for Novartis Pharma, AstraZeneca, GSK, Boehringer Ingelheim, Mundipharma, Vivisol, Teva, ALK, Sanofi, Menarini, and Chiesi; received support for attending medical meetings from GSK, AstraZeneca, Novartis Pharma, Chiesi, MSD, Takeda, AGIR adom, Orkyn, Teva, Mundipharma, ALK, and Stallergène; been a clinical assays investigator for GSK, ALK, Novartis Pharma, Boehringer Ingelheim, Vitalair, AB Science, Amgen, Lilly, AstraZeneca, Sanofi, Roche, and Teva; and received research grants from GSK, Novartis Pharma, MSD, and Chiesi. MB has received research grants from Novartis, GSK, Boehringer Ingelheim, Roche, AstraZeneca, Sanofi, and been a consultant/advisor/speaker for GSK, AstraZeneca, and Novartis. SGS, RGP, and JA are employees of GSK and hold stock/share options in GSK.

FCA was an employee of GSK at the time of the analysis and holds stocks/share options in GSK; he is now employed by Avillion. DVG was an employee of GSK at the time of the analysis and holds stocks/share options in GSK; he is now employed by Chiesi USA. MCL has received grants and personal fees from GSK, Boehringer Ingelheim, Mereo Biopharma, and MedImmune.

Editorial support (in the form of writing assistance, including development of the initial draft based on author direction, assembling tables and figures, collating authors' comments, grammatical editing, and referencing) was provided by Sarah Farrar, PhD, of Fishawack Indicia Ltd, UK, and was funded by GSK.

Please find the online version of this poster by scanning the QR code or via http://tago.ca/AAAAL_4

