






# Sponsorship Floorplan

## Hilton Chicago

-  Floor Decals
-  Banners/Decals
-  Column Wraps
-  Charging Stations
-  Elevator Decals

**NOTE:** All sizes and locations are approximate.

# Hilton Chicago – Second Floor

## Charging Station 1

(4) Panels of 29-5/8" Wide x 39" High.  
Allow 1/4" on all sides for frame.

## Column Wrap 1

(4) Panels of 38.125" Wide x 120" High

## Elevator Door Decals

Each decal is (2) panels of 23" Wide x 77" High  
Select your location (clockwise starting bottom left):  
G1, G3, G5, G7, G8, G10, G12, G14

## Mirror Decal 1

51" Wide x 48" High

## Mirror Decal 2

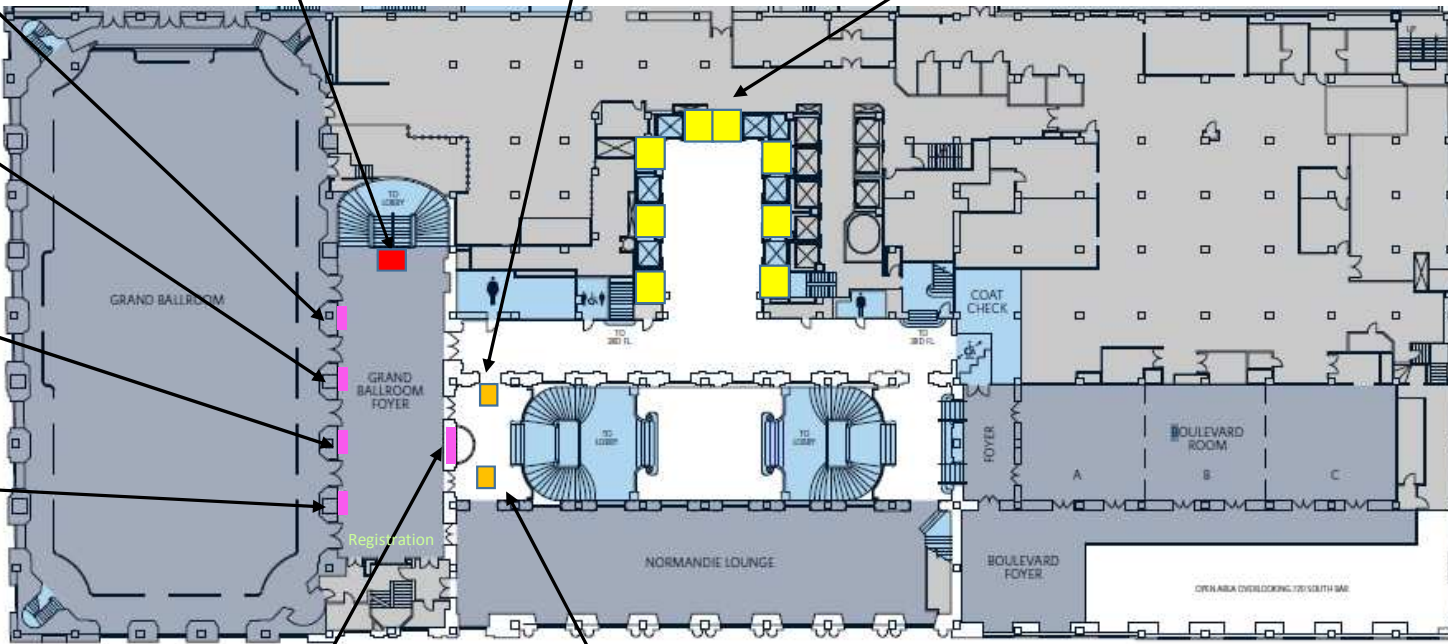
51" Wide x 48" High

## Mirror Decal 3

51" Wide x 48" High

## Mirror Decal 4

51" Wide x 48" High



## Grand Fountain Decal

65" Wide x 128" High

## Column Wrap 2

(4) Panels of 38.125" Wide x 120" High

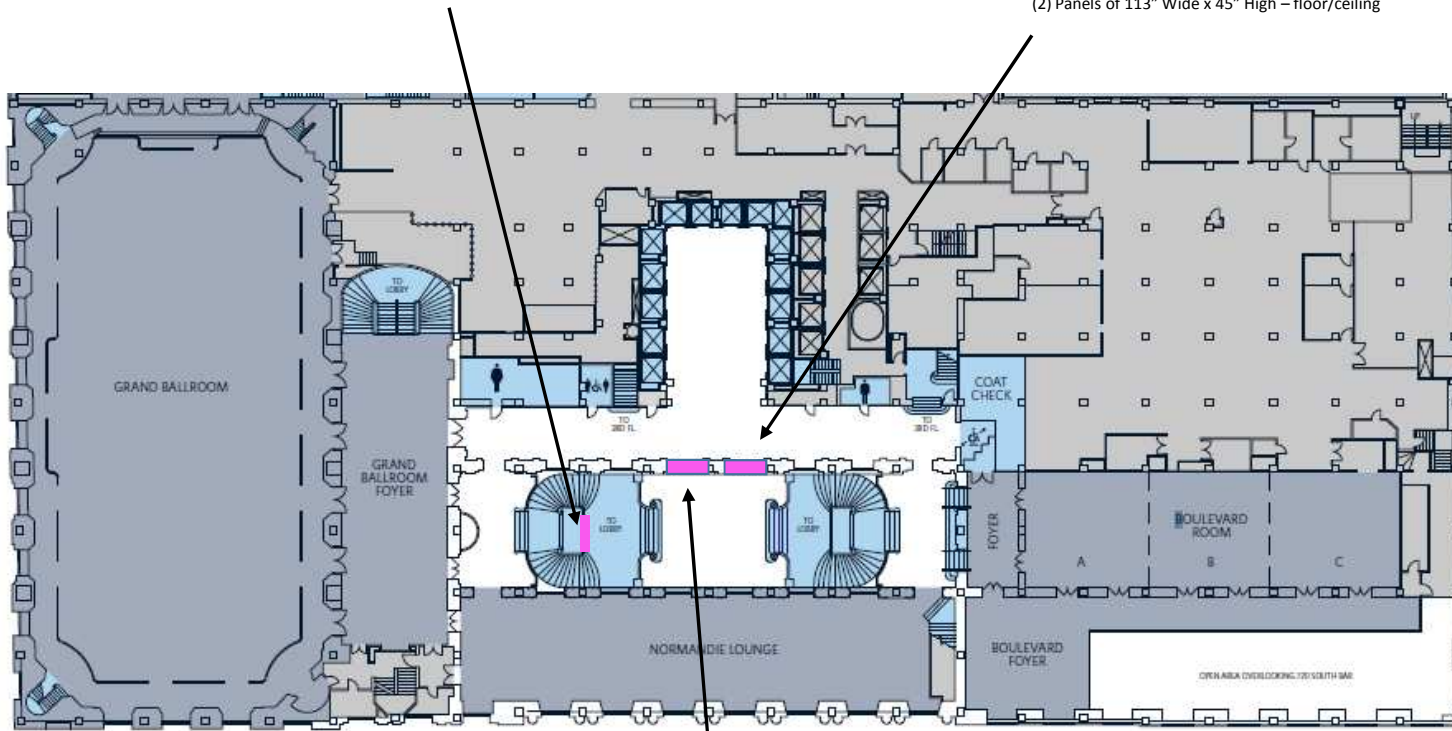
# Hilton Chicago – Lobby Level

## Grand Stairwell Banner

96" Wide x 60" High

## Doorway Arch Decal 2

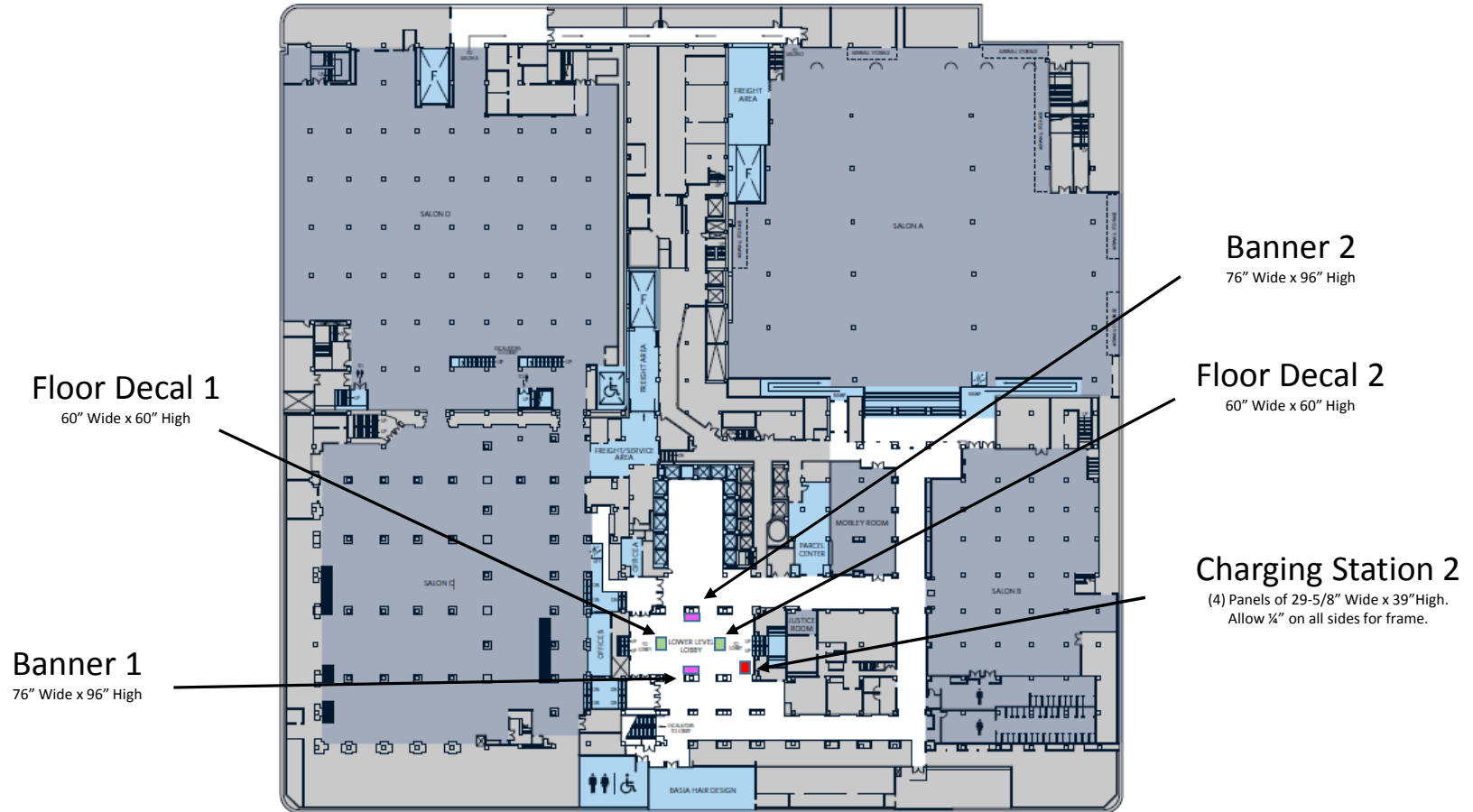
(2) Panels of 45.5" Wide x 88" High –left/right  
(2) Panels of 113" Wide x 45" High – floor/ceiling



## Doorway Arch Decal 1

(2) Panels of 45.5" Wide x 88" High –left/right  
(2) Panels of 113" Wide x 45" High – floor/ceiling

# Hilton Chicago – Lower Level



**Floor Decal 1**  
60" Wide x 60" High

**Banner 1**  
76" Wide x 96" High

**Banner 2**  
76" Wide x 96" High

**Floor Decal 2**  
60" Wide x 60" High

**Charging Station 2**  
(4) Panels of 29-5/8" Wide x 39" High.  
Allow 1/4" on all sides for frame.