

Allergy/Immunology Applicant and Match Data Class Starting July 2025

Amal Assa'ad, MD

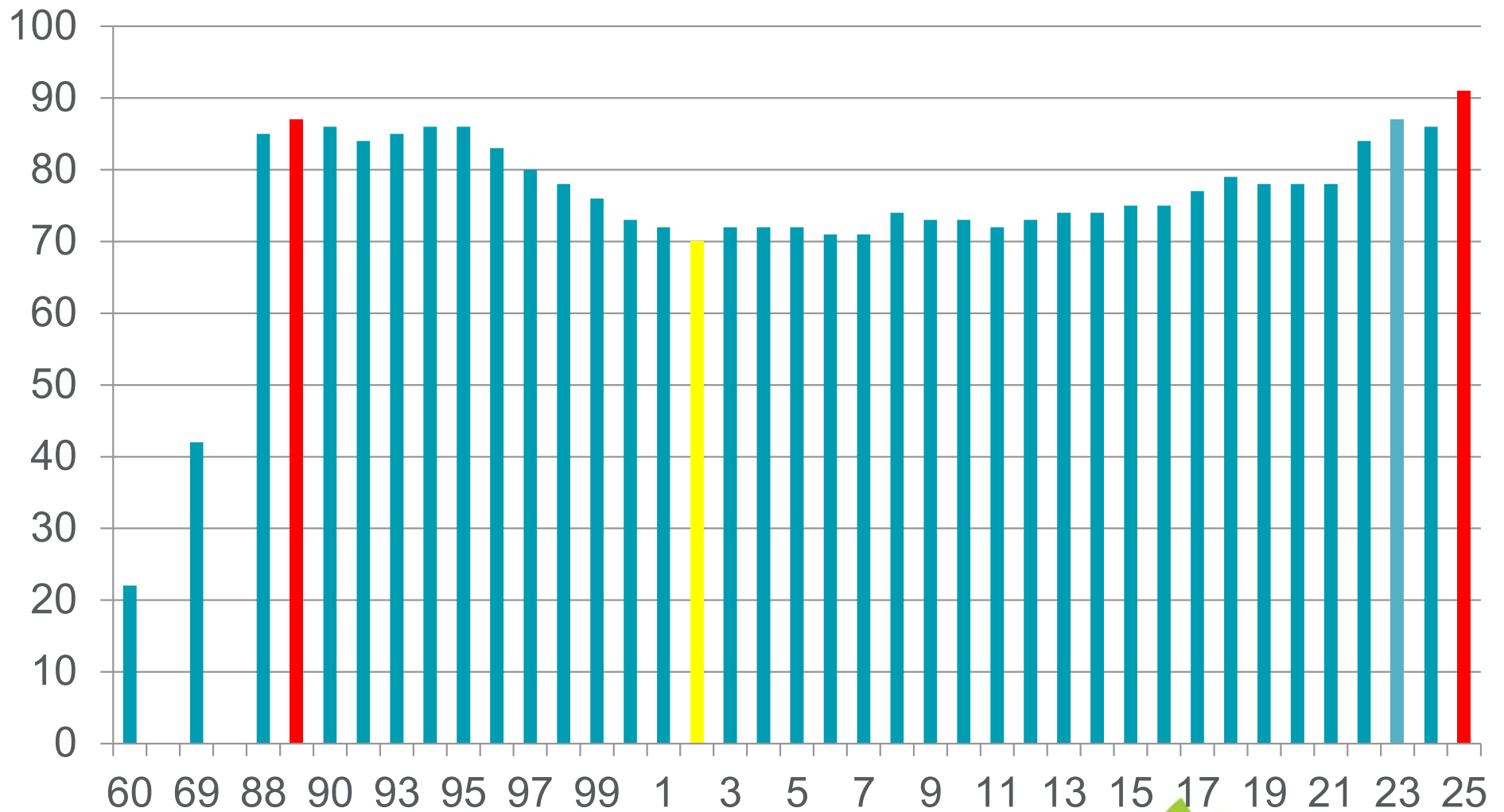
Cincinnati Children's Hospital Medical Center

Cincinnati, Ohio

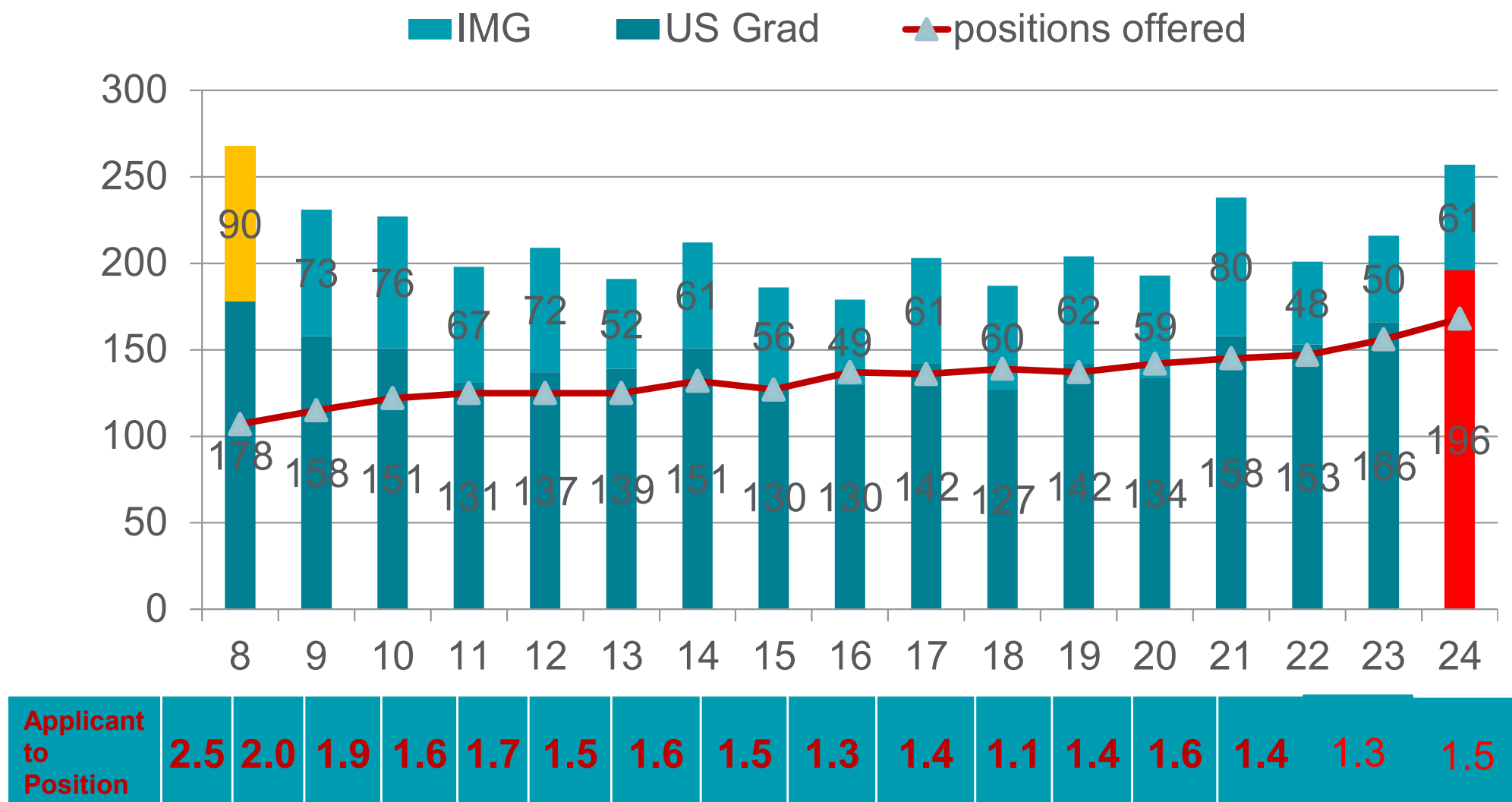
ERAS/NRMP Liaison



Number of Institutions with A/I Fellowships Peaks in 2025



Number of Applicants to A/I Programs from US Graduates Peaks in 2025



Numbers of DO, Women and African Americans Applicants Peaks in 2025

ERAS 2024	
U.S. MD-Granting Public School	99
U.S. MD-Granting Private School	47
U.S. DO-Granting School	50
Canadian School	0
International School	61

ERAS 2024	
Men	85
Women	172
Another Gender Identity	0
Unknown	0

ERAS 2024	
American Indian or Alaska Native	0
Asian	88
Black or African American	16
Hispanic, Latino, or of Spanish Origin	14
Native Hawaiian or Other Pacific Islander	1
White	98
Other Race/Ethnicity	23
Unknown Race/Ethnicity	6
Non-U.S. Citizen and Non-Permanent Resident	29

Candidates from Own Institution and Chrysalis Boost the Numbers

- Applicants from own institution:
 - 66 programs reported 152 candidates
 - Averaging 2 per program, minimum 1, maximum 7
- Among matched applicants
 - Attended Chrysalis: 65
 - Attended Sparks: 13

Interview and Rank Process

ERAS:

Average applications per program: 103

PD survey:

- Numbers invited for interview:
 - 25 ± 10 (Mean \pm SD), maximum 50, minimum 8
- Numbers interviewed
 - 22 ± 9 (Mean \pm SD), maximum 48, minimum 1

Tracks and Positions in the Match

91 Institutions

57 56
Combined Track
97
positions

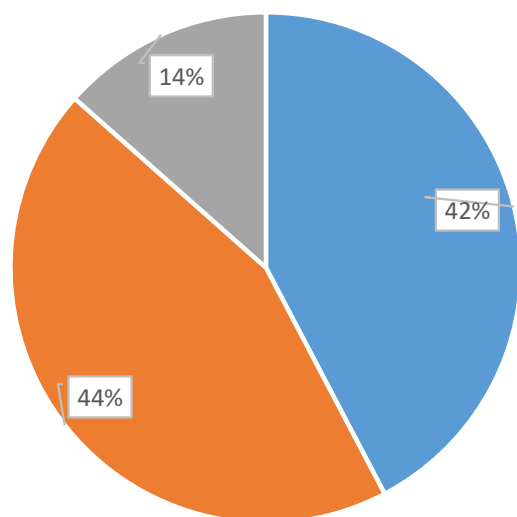
26 25
Pediatric Track
36
positions

22 21
Internal Medicine Track
34
positions

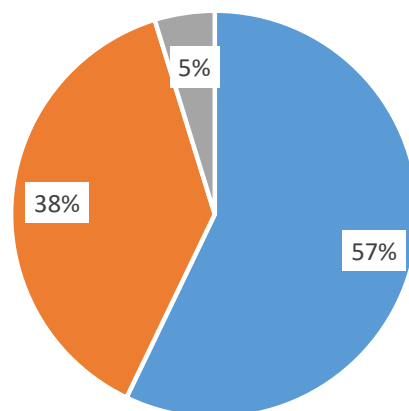
102 Programs
167 positions

Number of Positions Per Track

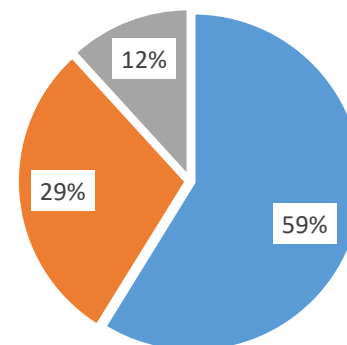
Combined
N=56 Tracks



Pediatrics
N=25 Tracks

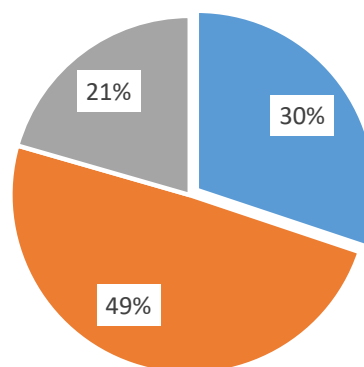


Medicine
N=21 Tracks



Over All Distribution of Positions

N= 167

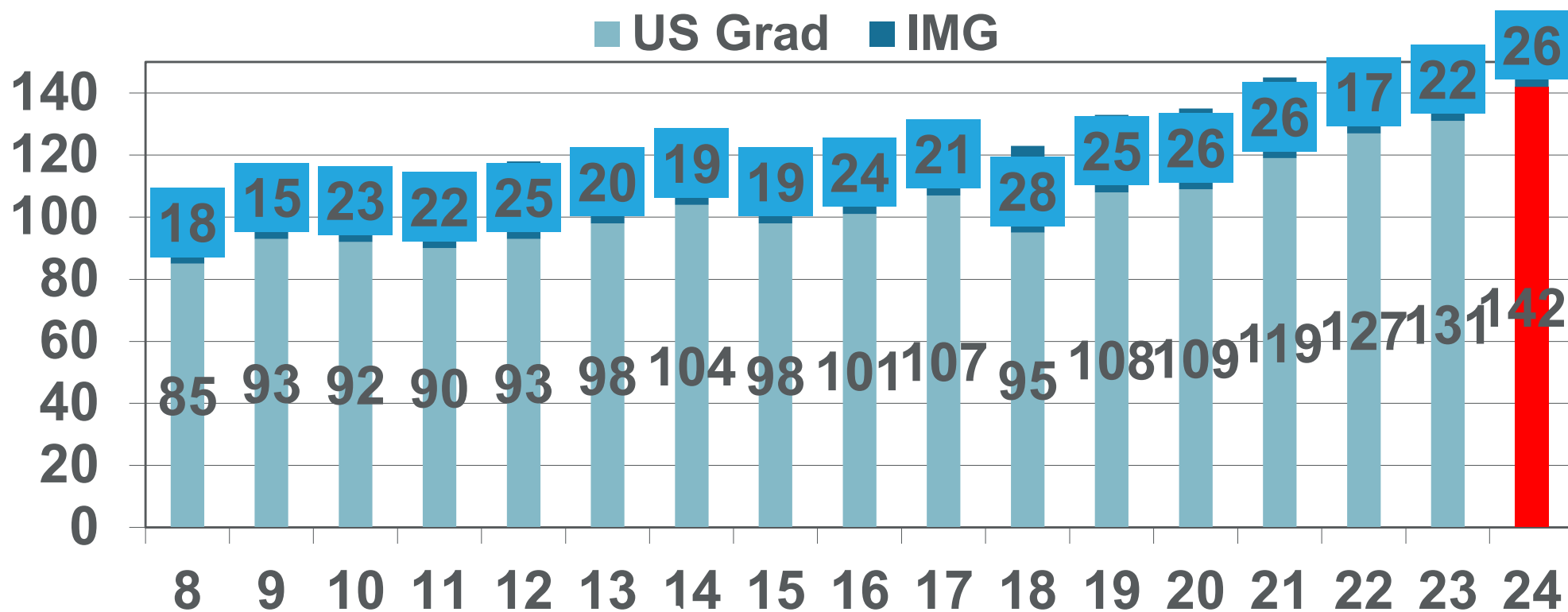


1 Position

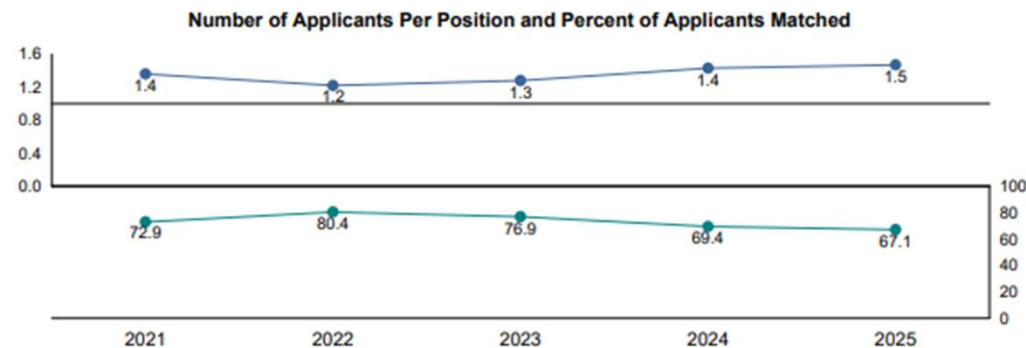
2 Positions

3 positions

Number of US Graduates Matched to A/I Peaks in 2025



A/I Match Trends



From Applicant to A/I Fellow by Gender and URM Status

	Applied (ERAS)	Matched (PD survey) N= 144*	percent
Females	172	97	56%
Males	85	46	54%
African Americans	16	7	43%
Hispanics	14	5	35%

- NRMP data: N matched =168
- Missing data: 24

Matched Residents Additional Qualifications

- Degrees in addition to MD/DO
 - Ph D : 9
 - Masters: 15
 - Other: 8
- Committed to 3 years: 11

Our Top Racers Are...



Maureen Bauer, MD
University of Colorado



Jay Liberman, MD
University of
Tennessee



Maria Garcia-
Lloret, MD
UCLA

Prize for Finishing the Race..



Arye Rubinstein, M.D.
Albert Einstein College of Medicine

Acknowledgment

- Mariana Duran, AAAAI
- All the Program Directors and Program Coordinators